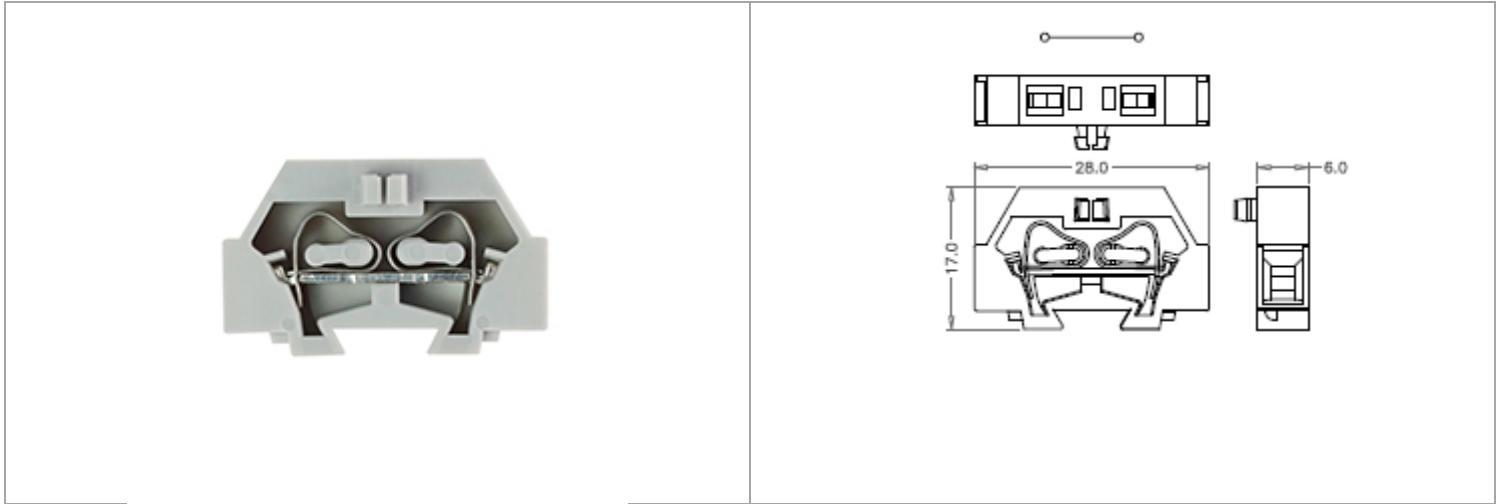





## SDUB2.5-A



目錄僅供參考，實際規格仍依照產品工程圖面為準


### 產品介紹 Product Description

### 標準法規 Standards and Regulations

<b>IEC 連接數據 IEC Connection data (60947-7-1)</b> 	
額定電壓 (V) Rated voltage (V)	500
額定電流 (A) Rated current (A)	24
導線橫截面積 (mm <sup>2</sup> ) Conductor cross section (mm <sup>2</sup> )	0.2mm <sup>2</sup> ~ 2.5mm <sup>2</sup>
<b>CSA 連接數據 CSA Connection data</b>	
額定電壓 (V) Rated voltage (V)	300
額定電流 (A) Rated current (A)	20
線徑範圍 (AWG) Wire Range (AWG)	28~14
<b>VDE 連接數據 VDE Connection data</b> 	
額定電壓 (V) Rated voltage (V)	500
額定電流 (A) Rated current (A)	24
線徑範圍 (AWG) Wire Range (AWG)	0.2mm <sup>2</sup> ~ 2.5mm <sup>2</sup>
<b>UL 連接數據 UL Connection data</b>	
額定電壓 (V) Rated voltage (V)	300
額定電流 (A) Rated current (A)	15
線徑範圍 (AWG) Wire Range (AWG)	28~14
<b>CUL 連接數據 CUL Connection data</b> 	
額定電壓 (V) Rated voltage (V)	300
額定電流 (A) Rated current (A)	15
線徑範圍 (AWG) Wire Range (AWG)	28~14
<b>商務資料 Key Commercial Data</b>	
包裝單位 Packing unit	1 PCS
MOQ Minimum order quantity	25 PCS
條碼 GTIN	
產品重量 Weight per Piece (excluding packing)	2.12 g

訂貨碼 Custom tariff number	
原產地Country of origin	CN

## 材料資訊 Material information

絕緣材料Insulating material	PA66
符合UL 94的可燃性等級 Flammability rating according to UL 94	V0
產品顏色 Color	
最大工作溫度°C Continuous operating temp., max.	105°C
最小工作溫度°C Continuous operating temp., min.	-40°C

## 外型尺寸 Dimensions

寬度 Width	28 mm
長度Length	6 mm
高度Height	17 mm

## 一般資訊 General information

產品連接數Number of connections	2
產品電位Potentials	1
安裝指導Installation Advice	With anap-in mounting foot; for plate thickness 0.6-1.2mm ;fixing 3.5mm φ 帶有嵌入式安裝腳，適用於板厚度0.6-1.2mm，固定孔3.5mm φ
應用領域 Area of application	機電工程 能源工程 機械工程 運輸工程 自動工程
額定浪湧電壓 Rated surge voltage	6 Kv
汙染程度 Degree of pollution	3
過電壓類別 Overvoltage category	III
絕緣材料組 Insulating material group	I
側邊為開放式 Open side panel	yes
手背防護Back of the hand protection	guaranteed
手指保護 Finger protection	guaranteed

## 連接數據 Connection data

連接 Connection	1
連接方式Connection method	Cage clamp
撥線長度Stripping length	8~9 mm
針對管狀端頭H1/10和H1.5/10須應用的剝線長度 For the wire end ferrules H1/10 and H1.5/10 of stripping length is to apply.	8~9 mm
導線連接截面積，多股導線，帶管狀端頭 DIN 46228/1 Wire connection cross-section, stranded conductor with wire-end ferrules DIN 46228/1	1.5 mm <sup>2</sup>
導線連接截面積，多股導線，帶管狀端頭 DIN 46228/4 Wire connection cross-section, stranded conductor with wire-end ferrules DIN 46228/4	1.5 mm <sup>2</sup>
螺絲刀口尺寸 Blade size	0.5 x 3mm

## 環保產品合規 Environmental Product Compliance

China RoHS	
------------	--

**RoHS**  
Compliant