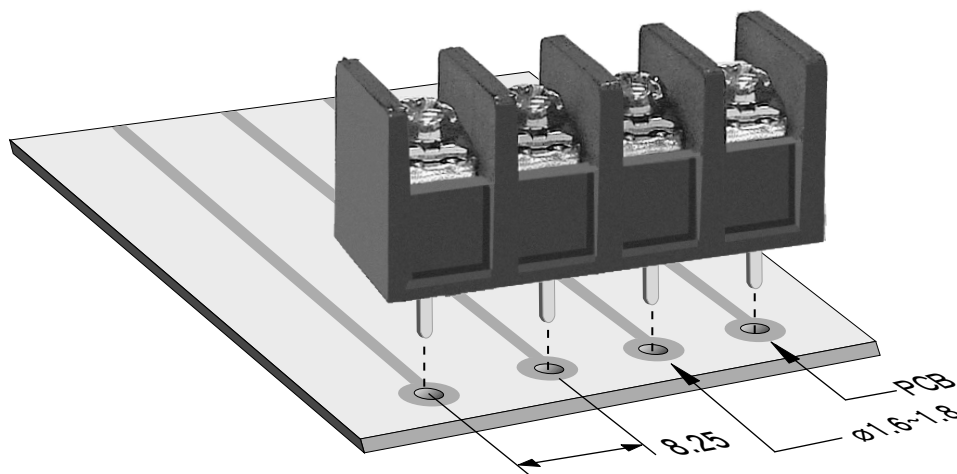






























TYPE:T33 (貫通式端子台)

Pitch:8.25mm



ORDER GUIDE(注文方法):

T33 - B M11 - 04

Body(本体)		Terminal style(端子スタイル)				Poles(極数)
A: 取付穴・壁有り、カバー無し (Mount Ends) 	K: 取付穴・壁有り、カバー付き (Mount Ends and Cover) 	M11 		S1E 		02 ⋮ ⋮ ⋮ ⋮ ⋮ 28
B: 取付穴・カバー無し、壁有り (Barrier Ends) 	O: 取付穴有り、金具・壁・ カバー無し (Mount Ends) 	M21 		S10 		
C: 取付穴有り、金具・壁無し、 カバー付き (Mount with Cover) 	R: 取付穴有り、壁・カバー無し (Without wall · with metals) 	M31 		S11 		
E: 取付穴無し、壁有り、 カバー付き (Barrier Ends with Cover) 	W: 取付穴・カバー有り、壁無し (Without wall · with metals and Cover) 	O31 		S13 		
		O32 		W12 		

.325" PCB Barrier Terminal Blocks

TYPE:T33

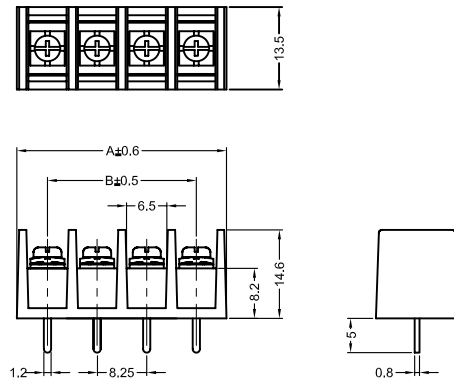

Pitch:8.25mm

SPECIFICATION(規格,仕様):

Terminal :	Brass, Tin plated,0.8 t	端子金具 :	黄銅板 ハンダメッキ,0.8 t
Insulator body :	Polyamide(UL94V-0), Black	本体 :	Polyamide(UL94V-0), 黒色
Screw :	M3.0, steel, Ni plated	端子ネジ :	M3.0, 鉄ニッケルメッキ
Cover :	PC	カバー :	PC
Operation temperatures :	-40° C to +105° C	使用温度範囲 :	-40° C to +105° C
Rated current :	15Amp 300V	定格 :	15Amp 300V
Insulation withstands volt :	2000V 1min	耐電圧 :	2000V 一分間
Insulation resistance :	2000MΩ at DC 500V	絶縁抵抗 :	DC 500V 2000MΩ
PCB hole Dia :	ø 1.6mm~ø 1.8mm	基板穴径 :	ø 1.6mm~ø 1.8mm
Wire range :	16~22 AWG	適合電線 :	16~22 AWG
Screw torque :	12 lb-in	締付トルク :	12 lb-in
	Screw with washer		ワッシャー付ネジ

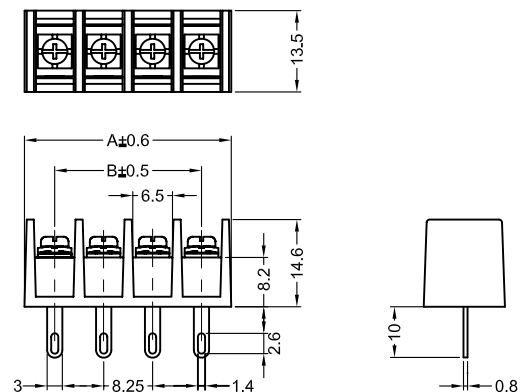

T33-BM11-04

Terminal style:M11



T33-BM21-04

Terminal style:M21



Poles	2	3	4	5	6	7	8	9	10	11	12	13	14	15	16
A(mm)	18.50	26.75	35.00	43.25	51.50	59.75	68.00	76.25	84.50	92.75	101.00	109.25	117.50	125.75	134.00
B(mm)	8.25	16.50	24.75	33.00	41.25	49.50	57.75	66.00	74.25	82.50	90.75	99.00	107.25	115.50	123.75
Poles	17	18	19	20	21	22	23	24	25	26	27	28			
A(mm)	142.25	150.50	158.75	167.00	175.25	183.50	191.75	200.00	208.25	216.50	224.75	233.00			
B(mm)	132.00	140.25	148.50	156.75	165.00	173.25	181.50	189.75	198.00	206.25	214.50	222.75			

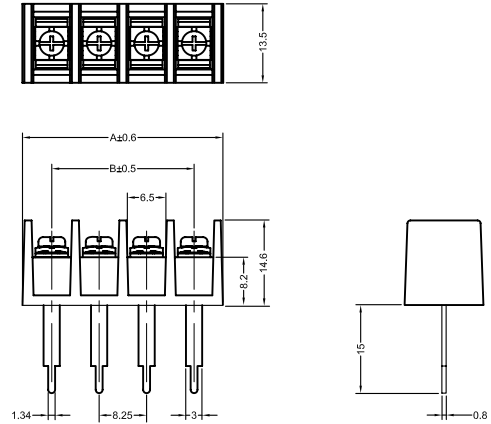

.325" PCB Barrier Terminal Blocks

TYPE:T33

Pitch:8.25mm

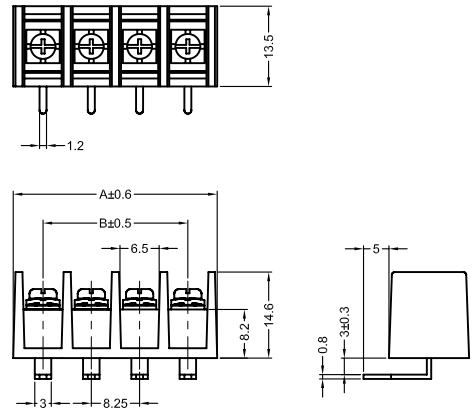

T33-BM31-04

Terminal style:M31



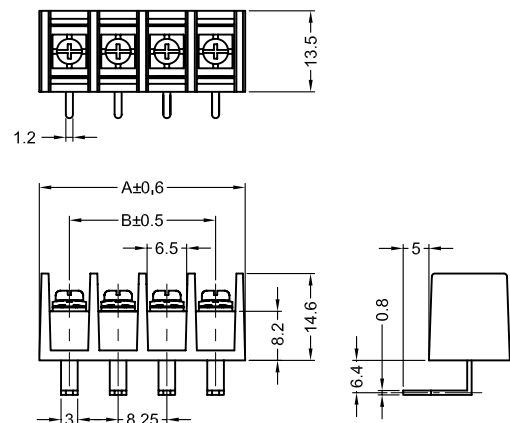

T33-BO31-04

Terminal style:O31



T33-BO32-04

Terminal style:O32



Poles	2	3	4	5	6	7	8	9	10	11	12	13	14	15	16
A(mm)	18.50	26.75	35.00	43.25	51.50	59.75	68.00	76.25	84.50	92.75	101.00	109.25	117.50	125.75	134.00
B(mm)	8.25	16.50	24.75	33.00	41.25	49.50	57.75	66.00	74.25	82.50	90.75	99.00	107.25	115.50	123.75
Poles	17	18	19	20	21	22	23	24	25	26	27	28			
A(mm)	142.25	150.50	158.75	167.00	175.25	183.50	191.75	200.00	208.25	216.50	224.75	233.00			
B(mm)	132.00	140.25	148.50	156.75	165.00	173.25	181.50	189.75	198.00	206.25	214.50	222.75			

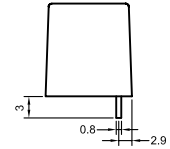
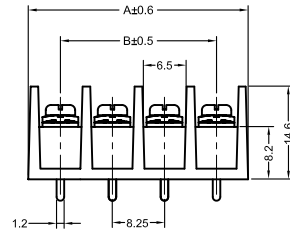
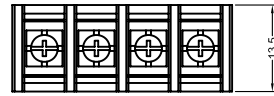

.325" PCB Barrier Terminal Blocks

TYPE:T33

Pitch:8.25mm

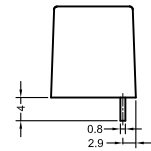
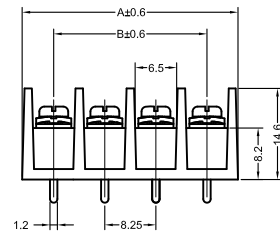
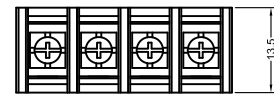

T33-BS1E-04

Terminal style:S1E



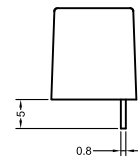
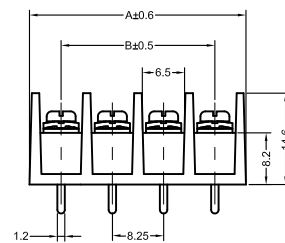
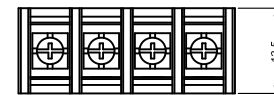

T33-BS10-04

Terminal style:S10



T33-BS11-04

Terminal style:S11



Poles	2	3	4	5	6	7	8	9	10	11	12	13	14	15	16
A(mm)	18.50	26.75	35.00	43.25	51.50	59.75	68.00	76.25	84.50	92.75	101.00	109.25	117.50	125.75	134.00
B(mm)	8.25	16.50	24.75	33.00	41.25	49.50	57.75	66.00	74.25	82.50	90.75	99.00	107.25	115.50	123.75
Poles	17	18	19	20	21	22	23	24	25	26	27	28			
A(mm)	142.25	150.50	158.75	167.00	175.25	183.50	191.75	200.00	208.25	216.50	224.75	233.00			
B(mm)	132.00	140.25	148.50	156.75	165.00	173.25	181.50	189.75	198.00	206.25	214.50	222.75			

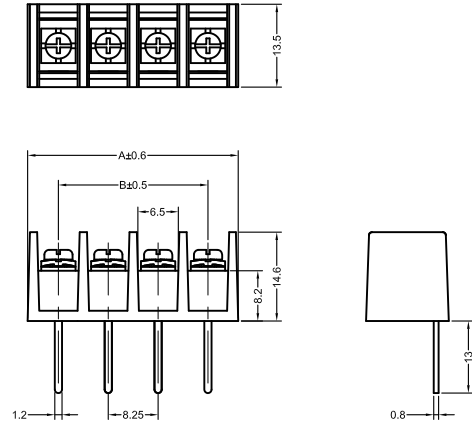

.325" PCB Barrier Terminal Blocks

TYPE:T33

Pitch:8.25mm

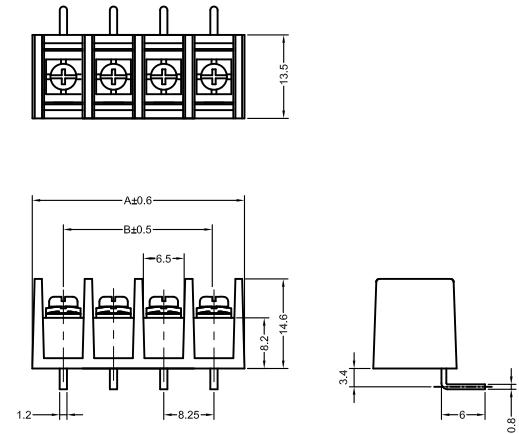

T33-BS13-04

Terminal style:S13



T33-BW12-04

Terminal style:W12



Poles	2	3	4	5	6	7	8	9	10	11	12	13	14	15	16
A(mm)	18.50	26.75	35.00	43.25	51.50	59.75	68.00	76.25	84.50	92.75	101.00	109.25	117.50	125.75	134.00
B(mm)	8.25	16.50	24.75	33.00	41.25	49.50	57.75	66.00	74.25	82.50	90.75	99.00	107.25	115.50	123.75
Poles	17	18	19	20	21	22	23	24	25	26	27	28			
A(mm)	142.25	150.50	158.75	167.00	175.25	183.50	191.75	200.00	208.25	216.50	224.75	233.00			
B(mm)	132.00	140.25	148.50	156.75	165.00	173.25	181.50	189.75	198.00	206.25	214.50	222.75			