


TYPE: T55 (貫通式端子台)

Pitch:10.00mm



ORDER GUIDE(注文方法):

T55-O B11 - 04

Body(本体)	Terminal style(端子スタイル)	Poles(極数)
<p>O: 取付穴有り, 金具・壁・カバー無し(Mount Ends)</p>	<p>B11</p>	<p>02 ⋮ ⋮ ⋮ ⋮ ⋮ ⋮ ⋮ ⋮ 10</p>

SPECIFICATION(規格,仕様):

Terminal :	Brass, Tin plated,0.8 t	端子金具 :	黄銅板 ハンダメッキ,0.8 t
Insulator body :	PBT(UL94V-0), Black	本体 :	PBT(UL94V-0), 黒色
Screw :	M3.0, steel, Ni plated	端子ネジ :	M3.0, 鉄ニッケルメッキ
Operation temperatures :	-40° C to +120° C	使用温度範囲 :	-40° C to +120° C
Rated current :	15Amp 250V	定格 :	15Amp 250V
Insulation withstands volt :	2000V 1min	耐電圧 :	2000V 一分間
Insulation resistance :	2000MΩ at DC 500V	絶縁抵抗 :	DC 500V 2000MΩ
Wire range :	14~22 AWG	適合電線 :	14~22 AWG
Screw torque :	12 lb-in	締付トルク :	12 lb-in
	Screw with washer		ワッシャー付ネジ



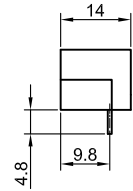
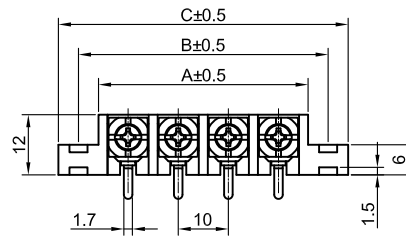
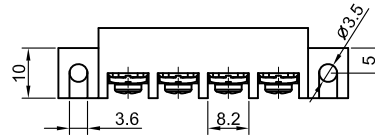

.394" PCB Barrier Terminal Blocks

TYPE: T55

Pitch:10.00mm

T55-OB11-04

Terminal style:B11



Poles	2	3	4	5	6	7	8	9	10	11	12	13	14	15	16
A(mm)	37.80	47.80	57.80	67.80	77.80	87.80	97.80	107.80	117.80						
B(mm)	29.80	39.80	49.80	59.80	69.80	79.80	89.80	99.80	109.80						
C(mm)	21.80	31.80	41.80	51.80	61.80	71.80	81.80	91.80	101.80						